



4th Gen to 5th Gen Devices Harness

Replace your 4th generation device with 5th generation faster and easier using **4th Gen to 5th Gen Harness**.

4th Gen to 5th Gen Harness is used to replace the FM-Pro4, FM-Tco4 HCV and FM-Tco4 LCV tracking devices with Pro5, HCV5, or LCV5 devices without any re-wiring. Open wires are available for Single-Wire CAN, 1-Wire power, Analog inputs 3-4 and Digital outputs 3-4.

Applications

- Quick swap of 4th generation devices to 5th generation devices

Key Features

- Faster and easier installation
- Professional installation
- Minimize risk of faulty installations

Compatibility

5 th Gen	✓	HCV5	✓	LCV5	✓	Pro5	⊘	Trace5
---------------------	---	------	---	------	---	------	---	--------

Detailed specifications

Environmental specifications

Temperature range	-35 to +75 °C
-------------------	---------------

Electrical specifications

Voltage range	Up to 32 V DC
---------------	---------------

Physical properties

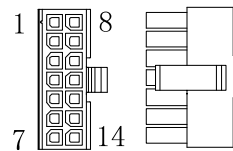
Wire cross sectional area	0.5 mm ² (20 AWG)
---------------------------	------------------------------

Cable length between the connectors	80 mm
-------------------------------------	-------

Open cable length	500 mm
-------------------	--------

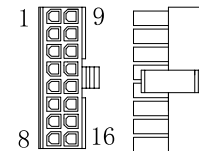
5th gen pinout

14 pin connector



Pin no.	Wire color	Function
1	Red	Power supply (9-32 V)
2	Purple	DOUT1
3	Green/Yellow	1-Wire data
4	Pink	DIN3
5	Yellow	DIN4
6	Blue	CAN2 Low
7	Brown	K-Line
8	Black	Ground
9	Orange	DOUT2
10	Red/Yellow	1-Wire power
11	Green	AIN2
12	Grey	AIN1
13	White	CAN2 High
14	Green/White	Single-Wire CAN

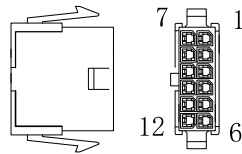
16 pin connector



Pin no.	Wire color	Function
1	White/Brown	Port C RS485 A
2	Green/Brown	Port A RS232 TX
3	Pink/Green	Port B RS232 TX
4	Yellow/Black	DIN1
5	Pink/Black	DIN2
6	White/Green	AIN4
7	Blue/Red	CAN1 Low
8	Black	Ground
9	Yellow/Brown	Port C RS485 B
10	Blue/Yellow	PortA RS232 RX
11	Red/Cyan	PortB RS232 RX
12	White/Purple	DOUT3
13	White/Orange	DOUT4
14	White/Grey	AIN3
15	White/Red	CAN1 High
16	Red/ Yellow	1-Wire power

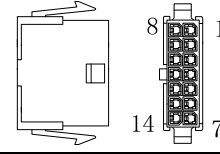
4th gen pinout

12 pin connector



Pin no.	Wire color	Function
1	Red	Power supply (9-32 V)
2	Yellow/Black	DIN1
3	Pink/Black	DIN2
4	Pink	DIN3
5	Yellow	DIN4
6	Blue	CAN2 Low
7	Black	Ground
8	Grey	AIN1
9	Green	AIN2
10	Purple	DOUT1
11	Orange	DOUT2
12	White	CAN2 High

14 pin connector



Pin no.	Wire color	Function
1	Red/Cyan	Port B RS232 RX
2	Pink/Green	Port B RS232 TX
3	Blue/Yellow	Port A RS232 RX
4	Green/Brown	Port A RS232 TX
5	-	
6	Brown	K-line
7	White/Brown	Port C RS485 A
8	Black	Ground
9	Red/Yellow	1-wire power
10	Green/Yellow	1-wire data
11	White/Red	CAN1 High
12	Blue/Red	CAN1 Low
13	Black	Ground
14	Yellow/Brown	Port C RS485 B

Ordering information

K00088

80 mm adapter harness with six 500 mm open wires

Contact information:

Perkūnkiemio g. 6
 LT-12130 Vilnius, Lithuania
 Phone: +370 520 451 88
 Web: www.ruptela.com

Datasheet v1.2
 2020-09-07