



OBD2 Harness 5th Gen

Install GPS trackers faster and easier with **OBD2 Harness**.

OBD2 Harness is used to install HCV5/LCV5 trackers to light commercial vehicles. CANbus data reading is available using OBD2 harness. Connection via OBD2 can be also used as a power source.

OBD2 Harness is available in Standard and PSA versions. The PSA version is used to install GPS trackers into Peugeot and Citroen vehicles.

Applications

- **OBD CANbus data reading**

Key Features

- **Faster and easier installation**
- **Professional installation**
- **Minimize risk of faulty installations**

Compatibility

<input checked="" type="checkbox"/> HCV5	<input checked="" type="checkbox"/> LCV5	<input type="checkbox"/> Pro5
---	---	--------------------------------------

Detailed specifications

Standard OBD2 Harness

PSA OBD2 Harness

Environmental specifications

Temperature range -35 to +75 °C

Electrical specifications

Voltage range Up to 16 V DC

Physical properties

Connector type OBD2 (Type B 24V, 16 pin)

CAN interfaces 1 | 2

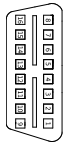
Wire cross sectional area 0.5 mm² (20 AWG)

Cable length 1 m

Accessory wire length 0.5 m

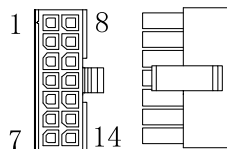
Standard OBD2 Harness Pinout

OBD2 connector



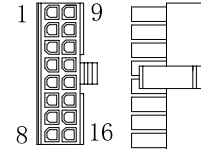
Pin	Wire color	Function
1	Green/White	Single-Wire CAN
4	Black	Ground
5	Grey	AIN1
6	White/Red	CAN High
7	Brown	K-Line
16	Red	Power supply
14	Blue/Red	CAN Low

14 pin connector



Pin	Wire color	Function
1	Red	Power supply (9-32 V)
2	Purple	DOUT1
3	Green/Yellow	1-Wire data
4	Pink	DIN3
5	Yellow	DIN4
6	Blue	CAN Low
7	Brown	K-Line
8	Black	Ground
9	Orange	DOUT2
10	Red/Yellow	1-Wire power
11	Green	AIN2
12	Grey	AIN1
13	White	CAN High
14	Green/White	Single-Wire CAN

16 pin connector

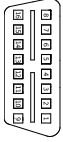


Pin	Wire color	Function
1	White/Brown	RS485 line A
2	Green/Brown	Port A RS232 TX
3	Pink/Green	Port B RS232 TX
4	Yellow/Black	DIN1
5	Pink/Black	DIN2
6	White/Green	AIN4
7	Blue/Red	CAN Low
8	Black	Ground
9	Yellow/Brown	RS485 line B
10	Blue/Yellow	PortA RS232 RX
11	Red/Cyan	PortB RS232 RX
12	White/Purple	DOUT3
13	White/Orange	DOUT4
14	White/Grey	AIN3
15	White/Red	CAN High
16	Red/Yellow	1-Wire power

Detailed specifications

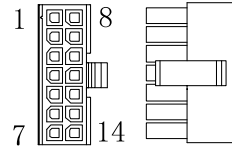
PSA OBD2 Harness Pinout

OBD2 connector



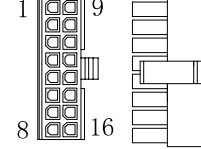
Pin	Wire color	Function
1	Yellow	DIN4
3	White	CAN High
4	Black	Ground
5	Grey	AIN1
6	White/Red	CAN High
7	Brown	K-Line
8	Blue	CAN Low
14	Blue/Red	CAN Low
16	Red	Power supply

14 pin connector



Pin	Wire color	Function
1	Red	Power supply (9-32 V)
2	Purple	DOUT1
3	Green/Yellow	1-Wire data
4	Pink	DIN3
5	Yellow	DIN4
6	Blue	CAN Low
7	Brown	K-Line
8	Black	Ground
9	Orange	DOUT2
10	Red/Yellow	1-Wire power
11	Green	AIN2
12	Grey	AIN1
13	White	CAN High
14	Green/White	Single-Wire CAN

16 pin connector



Pin	Wire color	Function
1	White/Brown	RS485 line A
2	Green/Brown	Port A RS232 TX
3	Pink/Green	Port B RS232 TX
4	Yellow/Black	DIN1
5	Pink/Black	DIN2
6	White/Green	AIN4
7	Blue/Red	CAN Low
8	Black	Ground
9	Yellow/Brown	RS485 line B
10	Blue/Yellow	PortA RS232 RX
11	Red/Cyan	PortB RS232 RX
12	White/Purple	DOUT3
13	White/Orange	DOUT4
14	White/Grey	AIN3
15	White/Red	CAN High
16	Red/ Yellow	1-Wire power

Ordering information

K00093	OBD2 harness for installation into light vehicles
K00094	OBD2 harness for installation into Peugeot and Citroen light vehicles

Contact information:

Perkūnkiemio g. 6
 LT-12130 Vilnius, Lithuania
 Phone: +370 520 451 88
 Web: www.ruptela.com

Datasheet v1.2
 2020-09-25